

EU PROHLÁŠENÍ O SHODĚ

Číslo prohlášení GEN-CE16/098 (R2015021)

Jméno výrobce GE Industrial Belgium

Adresa výrobce Nieuwevaart 51
9000 Gent Belgium

Toto prohlášení o shodě se vydává na výhradní odpovědnost výrobce.

Model výrobku/výrobek PolySafe

Předmět prohlášení Cabinets

Výše popsaný předmět prohlášení je ve shodě s příslušnými harmonizačními právními předpisy Unie:

2014/35/EU, so called Low Voltage Directive

2014/30/EU, so called EMC Directive

Odkazy na příslušné harmonizované normy, které byly použity, nebo na jiné technické specifikace, na jejichž základě se shoda prohlašuje:

Jméno dokumentu / Edice

EN 61439-2:2011

Podepsáno za a jménem:

Místo a datum:

Gent, 20 April 2016

Jméno: Adam Wajda

Jméno:


Funkce: Global System Manager

Funkce:

Podpis:



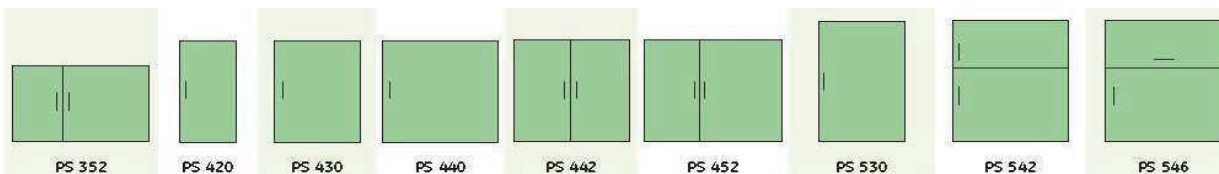
Podpis:



Další informace

	Depth = 320 mm					
	PS 220	PS 230	PS 320	PS 330	PS 340	
	Factory-assembled cabinet Complete with handle and wall mounting brackets of AISI 304 stainless steel (without cylinder lock) Dimensions (H x W)					
	500 x 500	500 x 750	750 x 500	750 x 750	750 x 1000	
	IP54 Cabinet with plain door	833745	833746	833747	833748	833749
	IP54 Cabinet with glazed door (polycarbonate window)	833850	833851	833852	833853	833854
	IP65 Cabinet with plain door	833000	833004	833008	833012	833016
	Weight (kg)	16	19	20	25	30
	Cabinet with door on the front and at the back					
	IP54	833863	833864	833865	833866	833867
	IP65	833076	833086	833219	833373	833077
	Mounting plate Dimensions (H - 110 mm x W - 110 mm)					
	Senzimir zinc coated sheet steel 2 mm	833500	833501	833501	833502	833504
	Perforated 2 mm	833516	833517	833518	833519	833520
	Pertinax 5 mm	833508	833509	833509	833510	833512
	Pertinax 10 mm	-	-	-	-	-
	IP54 Depth extension kit IP65 Depth extension kit To increase the standard depth 320 mm of the cabinet up to 640 mm. The kit consists out of two side panels, one top and bottom panel and two open backpanels.					
	IP54	833877	833878	833879	833880	833881
	IP65	833584	833585	833586	833587	833588
	Rainhood For an efficient ventilation (IP44) in outdoor use by drilling holes in the top panel. As the standard enclosure is IP65, a rainhood is not necessary. In case of extra width or depth, see B.24.					
		833566	833568	833566	833568	833570
	Plinth or floor mounting frame. Cabinet and plinth are anchored together in the flooring - H = 65 mm					
		833574	833575	833574	833575	833576
	Adaptor frame for DIN-base mounting Cabinet and adaptor frame are anchored on the DIN base (polyester or concrete)					
		-	833582	-	833582	833583
	DIN-base Polyester base - kit-form	-	842100	-	842100	842101
	Mounting frame in Alu Consisting out of: four attachment brackets, two vertical C-profiles. Horizontal profiles to be ordered separately, see B.19					
	Continuously adjustable	833533	833533	833534	833534	833534
	Adjustable in steps of 12,5 mm	833529	833529	833530	833530	833530
	Length of horizontal profile (mm)	468	718	468	718	968

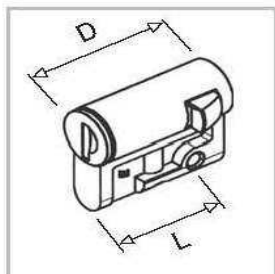
Další informace



750 x 1250	1000 x 500	1000 x 750	1000 x 1000	1000 x 1000	1000 x 1250	1250 x 750	1250 x 1000	1250 x 1000
833754	833750	833751	833752	833755	833756	833753	833757	833758
833855	833856	833857	-	833858	833859	833860	833861	833862
833020	833024	833028	833032	833036	833040	833044	833052	833056
38	25	30	36	39	41	37	45	45
833868	833869	833870	833871	833872	833873	833874	833875	833876
833374	833375	833085	833376	833377	833378	833379	833380	833381
833506	833503	833504	833505	833505	833507	833506	833507	833507
833521	833522	833523	833524	833524	833525	833526	833527	833527
833514	833511	833512	833513	833513	833515	833514	833515	833515
833585	-	-	833586	833586	833587	833585	833587	833587
833882	833883	833884	833885	833885	833886	833887	833888	833888
833589	833590	833591	833592	833592	833593	833594	833595	833595
833572	833566	833568	833570	833570	833572	833568	833570	833570
833577	833574	833575	833576	833576	833577	833575	833576	833576
-	-	833582	833583	833583	-	833582	833583	833583
-	-	842100	842101	842101	-	842100	842101	842101
833534	833535	833535	833535	833535	833535	833536	833536	833536
833530	833531	833531	833531	833531	833531	833532	833532	833532
1218	468	718	968	968	1218	718	968	968

Další informace

Accessories



Profile half cylinder locks
Standard: D = 40 mm - L = 30,5 mm

832030 1

With 2 keys V2432-E

832741 2

Spare keys for 832030

832031 1

With 2 keys 1242-E

832465 1

With 2 keys 455-E

832466 1

With 2 keys 405-E



843435 1

With 1 square key, 6 mm

832032 1

With 1 square key, 8 mm

832033 1

With 1 triangular key, 8 mm

832034 1

With 1 triangular key, 11 mm

832029 1

With 1 double-bit key, 3 mm



Handle

833629 1

For profile half cylinder locks with length of 40 mm (as replacement)



Handle

833290 1

Jumbo version, for profile half cylinder locks with length of 45 mm



Handle

783148 1

For two profile half cylinder locks.
For utility applications.



Padlocking handle

833630 1

For padlocking (max. Ø 10 mm)



Depth adjustment kit

833528 1

Set of four brackets for depth adjustment of mounting plate (step 12,5 mm).

Door step / Canopy step

100° opening angle of the door or the canopy

833649 1

Left turning

833650 1

Right turning



Wall mounting brackets for standard cabinets

833651 1

(as replacement)

Kit of four brackets for clip fixation at the rear of the cabinet.

Made of stainless steel type 304



Wall mounting brackets for cabinets with rainhood

833624 1

Kit of four special brackets for clip fixation at the rear of the cabinet.



Rainhood

Rainhoods for enclosure combinations.

Standard rainhoods on page B 22



833656 1 1500 x 320 mm

833657 1 1750 x 320 mm

833658 1 2000 x 320 mm

833659 1 2250 x 320 mm

833660 1 2500 x 320 mm

833689 1 2750 x 320 mm

833661 1 3000 x 320 mm

833693 1 500 x 640 mm

833692 1 750 x 640 mm

833783 1 1000 x 640 mm

833784 1 1250 x 640 mm

833743 1 1750 x 640 mm

833691 1 2000 x 640 mm

833764 1 2500 x 640 mm

Další informace

Accessories (continued)



Pole mounting		
	833625	1
500 mm width		
	833626	1
750 mm width		

At the rear of the enclosure, C-profiles are mounted on the wall mounting brackets (delivered with the enclosure).
Around the pole, a steel holding band is installed (not delivered with the enclosure).
On the C-profiles, clamps are placed to fix the holding band securely.



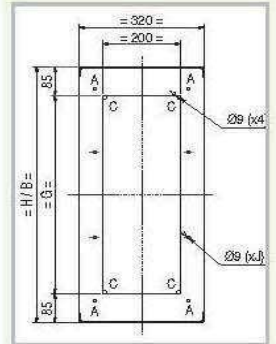
Innerdoor IP20		
H x W		
500 x 500 mm	833556	1
500 x 750 mm	833557	1
750 x 500 mm	833558	1
750 x 750 mm	833559	1
1000 x 500 mm	833561	1
1000 x 750 mm	833562	1

Frame and door with 2 double-bit locks. For controls and automation applications.



Coupling kit IP65				
H/B	G	J	Depth 320 mm	
500	330	6	833608	1
750	580	8	833610	1
1000	830	12	833612	1
1250	1080	14	833614	1

Vertical and/or lateral coupling. Package includes the neoprene gasket, coupling bolts and nuts, and the protection profiles.



19"/ETSI swing frame		
For direct fixing of 19" or ETSI modular chassis to the standard drillings.	833680	1

For cabinets H x W = 500 x 750
6 units 19" - 12 units ETSI

	833681	1
--	---------------	---

For cabinets H x W = 750 x 750
12 units 19" - 22 units ETSI

	833682	1
--	---------------	---

For cabinets H x W = 1000 x 750
18 units 19" - 32 units ETSI

	833683	1
--	---------------	---

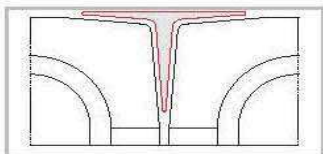
For cabinets H x W = 1250 x 750
23 units 19" - 42 units ETSI

Metal frame: epoxycoating RAL 7035
19"/ETSI-profiles: galvanised bichromated metal



Corner profile		
	833653	1

To fill up the corner between two coupled enclosures
Length = 308 mm
Use 2 profiles when coupling 4 enclosures



Blind coverplates for 19"/ETSI swing frames		
To fill up the remaining free space	833684	1

For cabinets H x W = 500 x 750
Height of the coverplate = 32 mm

	833685	1
--	---------------	---

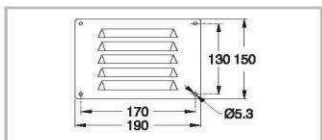
For cabinets H x W = 750 x 750
Height of the coverplate = 15 mm

	833686	1
--	---------------	---

For cabinets H x W = 1250 x 750
Height of the coverplate = 28 mm
Metal: epoxycoating RAL 7035
Remark: not necessary for cabinet
H x W = 1000 x 750

Další informace

Accessories (continued)



Louvre plate

832019 1

Fits on ventilation opening.
Package includes 2 grids and 4 nylon nails.

Supporting chair

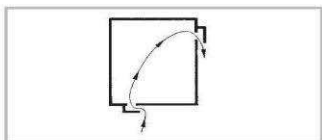
891854 1

For PS220 and PS320
For enclosures for temporary connections



Air vents IP44

Two air vents must be mounted per enclosure to ensure sufficient air circulation and prevent condensation water.
Complete with template and screws.
Air vents are preferably mounted in the upper and lower part of the enclosure.



833677 1

Set of 2 pieces in polyamide.
RAL 7035

Please refer to chapter G for more ventilation options.

Filling pellets

422902 1

Pellets made out of clay as humidity barrier between ground and enclosure.
Recommended filling height 200-300 mm.
DIN 00-1: 1 bag
DIN 2-3: 2 bags



EU PROHLÁŠENÍ O SHODĚ

Číslo prohlášení GEN-CE16/097 (R2014006)

Jméno výrobce GE Industrial Belgium

Adresa výrobce Nieuwevaart 51
9000 Gent Belgium

Toto prohlášení o shodě se vydává na výhradní odpovědnost výrobce.

Model výrobku/výrobek PolySafe

Předmět prohlášení Cabinets

Výše popsaný předmět prohlášení je ve shodě s příslušnými harmonizačními právními předpisy Unie:

2014/35/EU, so called Low Voltage Directive

Odkazy na příslušné harmonizované normy, které byly použity, nebo na jiné technické specifikace, na jejichž základě se shoda prohlašuje:

Jméno dokumentu / Edice

EN 62208:2011

Podepsáno za a jménem:

Místo a datum:

Gent, 20 April 2016

Jméno: Adam Wajda

Jméno:

Funkce: Global System Manager

Funkce:

Podpis:



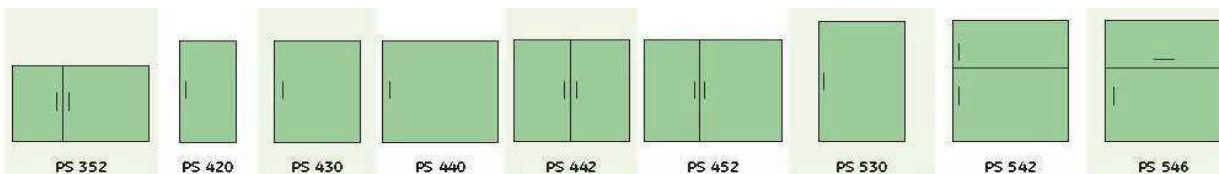
Podpis:



Další informace

	Depth = 320 mm					
	PS 220	PS 230	PS 320	PS 330	PS 340	
	Factory-assembled cabinet Complete with handle and wall mounting brackets of AISI 304 stainless steel (without cylinder lock) Dimensions (H x W)					
	500 x 500	500 x 750	750 x 500	750 x 750	750 x 1000	
	IP54 Cabinet with plain door	833745	833746	833747	833748	833749
	IP54 Cabinet with glazed door (polycarbonate window)	833850	833851	833852	833853	833854
	IP65 Cabinet with plain door	833000	833004	833008	833012	833016
	Weight (kg)	16	19	20	25	30
	Cabinet with door on the front and at the back					
	IP54	833863	833864	833865	833866	833867
	IP65	833076	833086	833219	833373	833077
	Mounting plate Dimensions (H - 110 mm x W - 110 mm)					
	Senzimir zinc coated sheet steel 2 mm	833500	833501	833501	833502	833504
	Perforated 2 mm	833516	833517	833518	833519	833520
	Pertinax 5 mm	833508	833509	833509	833510	833512
	Pertinax 10 mm	-	-	-	-	-
	IP54 Depth extension kit	833877	833878	833879	833880	833881
	IP65 Depth extension kit	833584	833585	833586	833587	833588
	To increase the standard depth 320 mm of the cabinet up to 640 mm. The kit consists out of two side panels, one top and bottom panel and two open backpanels.					
	Rainhood	833566	833568	833566	833568	833570
	For an efficient ventilation (IP44) in outdoor use by drilling holes in the top panel.					
	As the standard enclosure is IP65, a rainhood is not necessary.					
	In case of extra width or depth, see B.24.					
	Plinth or floor mounting frame.	833574	833575	833574	833575	833576
	Cabinet and plinth are anchored together in the flooring - H = 65 mm					
	Adaptor frame for DIN-base mounting	-	833582	-	833582	833583
	Cabinet and adaptor frame are anchored on the DIN base (polyester or concrete)					
	DIN-base	-	842100	-	842100	842101
	Polyester base - kit-form					
	Mounting frame in Alu Consisting out of: four attachment brackets, two vertical C-profiles. Horizontal profiles to be ordered separately, see B.19					
	Continuously adjustable	833533	833533	833534	833534	833534
	Adjustable in steps of 12,5 mm	833529	833529	833530	833530	833530
	Length of horizontal profile (mm)	468	718	468	718	968

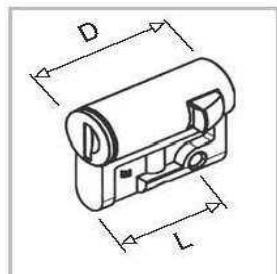
Další informace



750 x 1250	1000 x 500	1000 x 750	1000 x 1000	1000 x 1000	1000 x 1250	1250 x 750	1250 x 1000	1250 x 1000
833754	833750	833751	833752	833755	833756	833753	833757	833758
833855	833856	833857	-	833858	833859	833860	833861	833862
833020	833024	833028	833032	833036	833040	833044	833052	833056
38	25	30	36	39	41	37	45	45
833868	833869	833870	833871	833872	833873	833874	833875	833876
833374	833375	833085	833376	833377	833378	833379	833380	833381
833506	833503	833504	833505	833505	833507	833506	833507	833507
833521	833522	833523	833524	833524	833525	833526	833527	833527
833514	833511	833512	833513	833513	833515	833514	833515	833515
833585	-	-	833586	833586	833587	833585	833587	833587
833882	833883	833884	833885	833885	833886	833887	833888	833888
833589	833590	833591	833592	833592	833593	833594	833595	833595
833572	833566	833568	833570	833570	833572	833568	833570	833570
833577	833574	833575	833576	833576	833577	833575	833576	833576
-	-	833582	833583	833583	-	833582	833583	833583
-	-	842100	842101	842101	-	842100	842101	842101
833534	833535	833535	833535	833535	833535	833536	833536	833536
833530	833531	833531	833531	833531	833531	833532	833532	833532
1218	468	718	968	968	1218	718	968	968

Další informace

Accessories



Profile half cylinder locks
Standard: D = 40 mm - L = 30,5 mm

832030 1

With 2 keys V2432-E

832741 2

Spare keys for 832030

832031 1

With 2 keys 1242-E

832465 1

With 2 keys 455-E

832466 1

With 2 keys 405-E

843435 1

With 1 square key, 6 mm

832032 1

With 1 square key, 8 mm

832033 1

With 1 triangular key, 8 mm

832034 1

With 1 triangular key, 11 mm

832029 1

With 1 double-bit key, 3 mm



Handle

833629 1

For profile half cylinder locks with length of 40 mm (as replacement)



Handle

833290 1

Jumbo version, for profile half cylinder locks with length of 45 mm



Handle

783148 1

For two profile half cylinder locks.
For utility applications.



Padlocking handle

833630 1

For padlocking (max. Ø 10 mm)



Depth adjustment kit

833528 1

Set of four brackets for depth adjustment of mounting plate (step 12,5 mm).

Door step / Canopy step

100° opening angle of the door or the canopy

833649 1

Left turning

833650 1

Right turning



Wall mounting brackets for standard cabinets

833651 1

(as replacement)

Kit of four brackets for clip fixation at the rear of the cabinet.

Made of stainless steel type 304



Wall mounting brackets for cabinets with rainhood

833624 1

Kit of four special brackets for clip fixation at the rear of the cabinet.



Rainhood

Rainhoods for enclosure combinations.

Standard rainhoods on page B 22



833656 1 1500 x 320 mm

833657 1 1750 x 320 mm

833658 1 2000 x 320 mm

833659 1 2250 x 320 mm

833660 1 2500 x 320 mm

833689 1 2750 x 320 mm

833661 1 3000 x 320 mm

833693 1 500 x 640 mm

833692 1 750 x 640 mm

833783 1 1000 x 640 mm

833784 1 1250 x 640 mm

833743 1 1750 x 640 mm

833691 1 2000 x 640 mm

833764 1 2500 x 640 mm

Další informace

Accessories (continued)



Pole mounting

	833625	1
500 mm width		
	833626	1
750 mm width		

At the rear of the enclosure, C-profiles are mounted on the wall mounting brackets (delivered with the enclosure).
Around the pole, a steel holding band is installed (not delivered with the enclosure).
On the C-profiles, clamps are placed to fix the holding band securely.

Innerdoor IP20

H x W		
500 x 500 mm	833556	1
500 x 750 mm	833557	1
750 x 500 mm	833558	1
750 x 750 mm	833559	1
1000 x 500 mm	833561	1
1000 x 750 mm	833562	1

Frame and door with 2 double-bit locks. For controls and automation applications.



H/B	G	J	Depth 320 mm		
500	330	6		833608	1
750	580	8		833610	1
1000	830	12		833612	1
1250	1080	14		833614	1

Coupling kit IP65



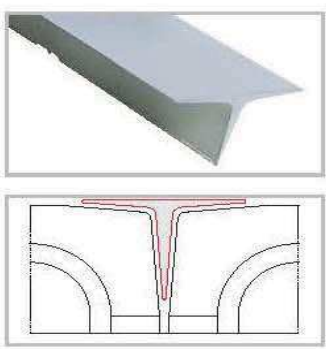
Vertical and/or lateral coupling. Package includes the neoprene gasket, coupling bolts and nuts, and the protection profiles.

19"/ETSI swing frame

For direct fixing of 19" or ETSI modular chassis to the standard drillings.

	833680	1
For cabinets H x W = 500 x 750 6 units 19" - 12 units ETSI		
	833681	1
For cabinets H x W = 750 x 750 12 units 19" - 22 units ETSI		
	833682	1
For cabinets H x W = 1000 x 750 18 units 19" - 32 units ETSI		
	833683	1
For cabinets H x W = 1250 x 750 23 units 19" - 42 units ETSI		

Metal frame: epoxycoating RAL 7035
19"/ETSI-profiles: galvanised bichromated metal



Corner profile

	833653	1
--	---------------	---

To fill up the corner between two coupled enclosures
Length = 308 mm
Use 2 profiles when coupling 4 enclosures

Blind coverplates for 19"/ETSI swing frames

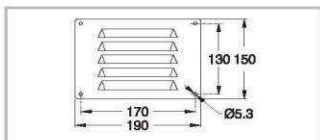
To fill up the remaining free space

	833684	1
For cabinets H x W = 500 x 750 Height of the coverplate = 32 mm		
	833685	1
For cabinets H x W = 750 x 750 Height of the coverplate = 15 mm		
	833686	1
For cabinets H x W = 1250 x 750 Height of the coverplate = 28 mm		

Metal: epoxycoating RAL 7035
Remark: not necessary for cabinet
H x W = 1000 x 750

Další informace

Accessories (continued)



Louvre plate

832019 1

Fits on ventilation opening.
Package includes 2 grids and 4 nylon nails.

Supporting chair

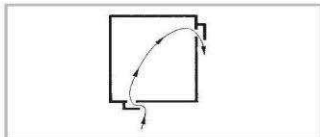
891854 1

For PS220 and PS320
For enclosures for temporary connections



Air vents IP44

Two air vents must be mounted per enclosure to ensure sufficient air circulation and prevent condensation water.
Complete with template and screws.
Air vents are preferably mounted in the upper and lower part of the enclosure.



833677 1

Set of 2 pieces in polyamide.
RAL 7035

Please refer to chapter G for more ventilation options.

Filling pellets

422902 1

Pellets made out of clay as humidity barrier between ground and enclosure.
Recommended filling height 200-300 mm.
DIN 00-1: 1 bag
DIN 2-3: 2 bags

